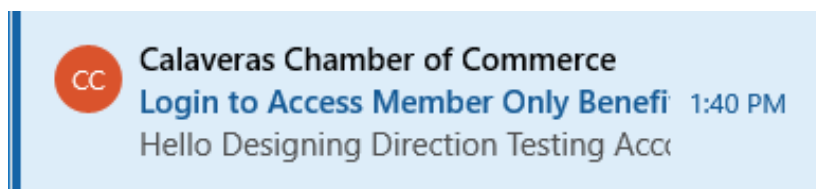



How To Create a New Account

Step 1



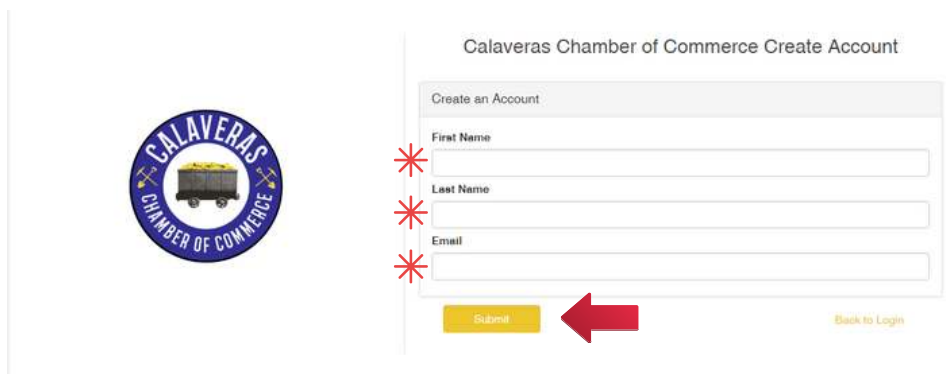
You should receive this email

Step 2



Click on [create your login here](#)

Step 3




Fill out all sections and click submit

An activation email has been sent to you. Please check your inbox to complete your account setup. [Back to Member Login](#)

You will get this message to check email

Step 4


To create your account [click here](#) 

Or if the link isn't working the website address is
https://calaveraschamberofcommerce.growthzoneapp.com/MIC/CreateAccount/kfGOTfqNHzs-S6h5V1t7GikF7K_qYSD2juTFMDRum64. This link is valid for 72 hours.

If you have any questions or need help creating your login, please contact us for assistance.

Click the click here link

Step 5



Create Account

Primary email:
designingdirection@gmail.com

Username:
Heidi.Casael


Password:
*

Repeat Password:
*

Save

Create your password and make note of your username and then click save.

Step 6



Info Hub Login for Calaveras Chamber of Commerce

Your account information has been updated.

Username
[input field]

Password
[input field]

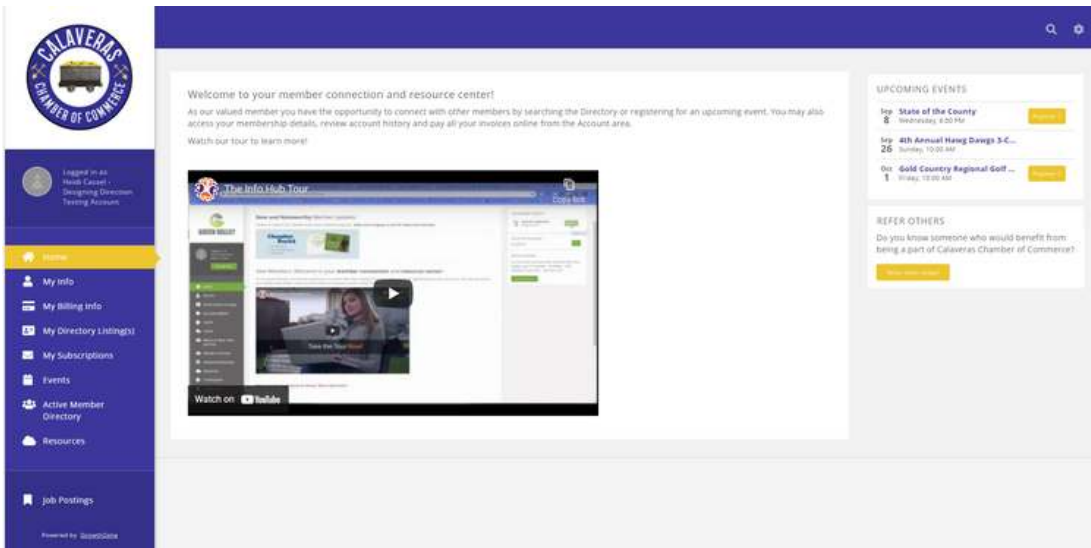
[Forgot your Username or Password?](#)

Remember Me

[Sign In](#) [Don't have an Account? Create One](#)

It will then ask you to sign in. This will be the username and password you just created.

Step 7



This the Info Hub, you can update your information, find and add events and job postings.